

Scaled data based on original data using
LM-79-08 Approved Method: Electrical and Photometric Measurements of Solid-
State Lighting Products

Test Report Prepared for
Cooper Lighting Solutions
(formerly Eaton)

Brand: McGRAW-EDISON

Report Number: P386607

Luminaire Tested: **GWC-SA2B-735-U-RW**

Issue Date: 3/3/2020

Test Information

Test Method: LM-79-08
Report Number: P386607
TEST IS SCALED FROM IESNA LM-79-08 TEST DATA (G2-1903-205-7)
Test Lab: INNOVATION CENTER
Issue Date: 3/3/2020
Manufacturer: COOPER LIGHTING SOLUTIONS (FORMERLY EATON)
Product Line: MCGRAW-EDISON
Catalog Number: GWC-SA2B-735-U-RW
Description: GALLEON WALL LUMINAIRE
(2) 70 CRI, 3500K, 800mA LIGHTSQUARES WITH 16 LEDS EACH AND RECTANGULAR WIDE OPTICS
Light Source: -
Ballast/Driver: ELECTRONIC DRIVER

Summary

Lumens per Lamp: N/A
Luminaire Lumens: 11451.2 lumens
Efficiency: N/A
Efficacy: 133.2 lumens/watt
Luminous Opening: Rectangular (W 1' x L: 0.5' x H: 0')
IES Classification: Type III - Short
BUG Rating: B3 - U0 - G3

Input Watts (W): 86
Input Voltage (V): NR
Input Current (A_{in}): NR
Voltage Rise (V): NR
Power Factor: NR
Total Harmonic Distortion (THDi): NR
Frequency (hertz): 60
Stabilization Time: NR
Operation Time: NR
Ambient Temperature (°C): NR
Test Distance: 24 FT

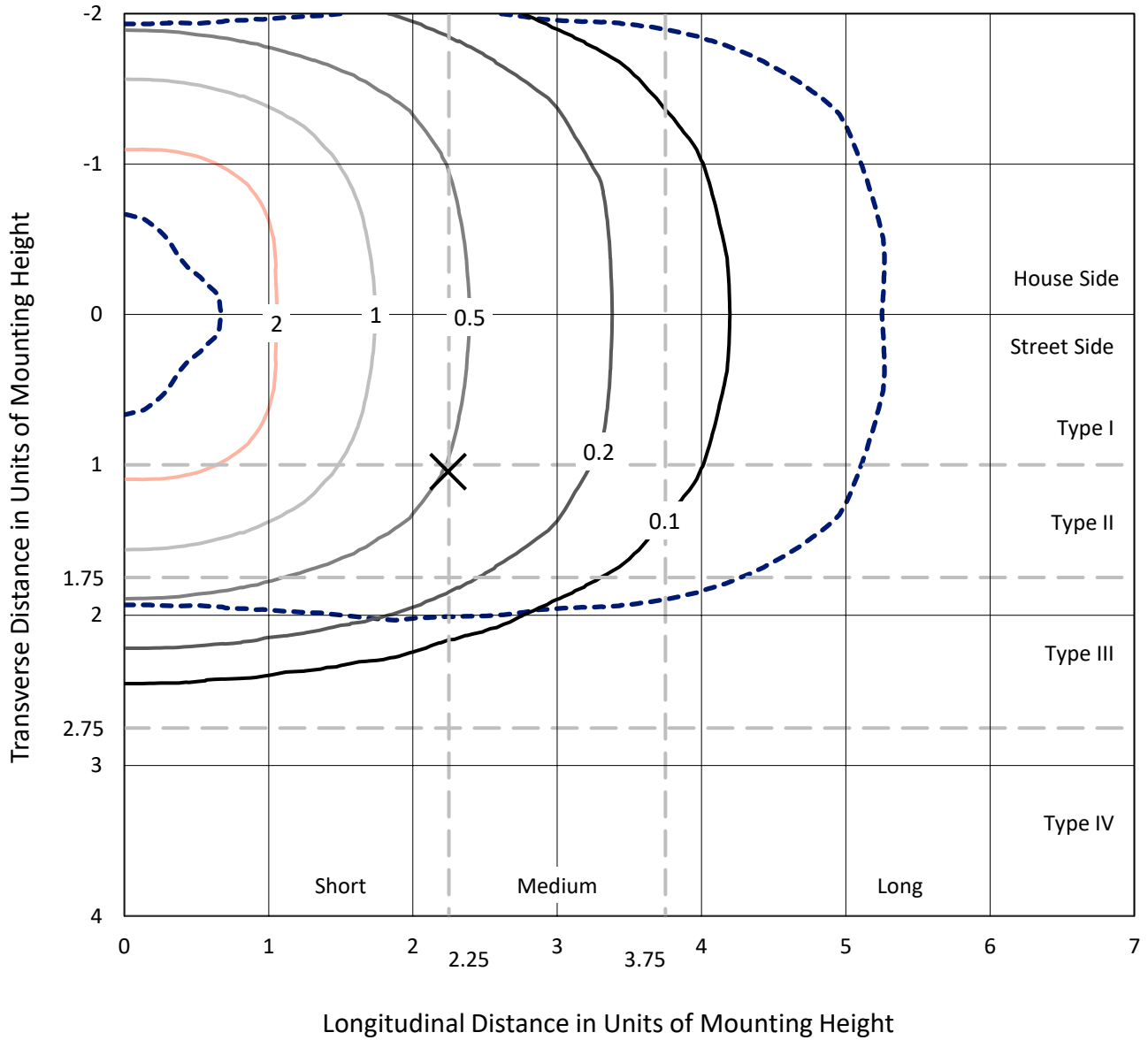


REPORT NUMBER: P386607

CATALOG NUMBER: GWC-SA2B-735-U-RW

Iso-Footcandle Lines of Horizontal Illumination

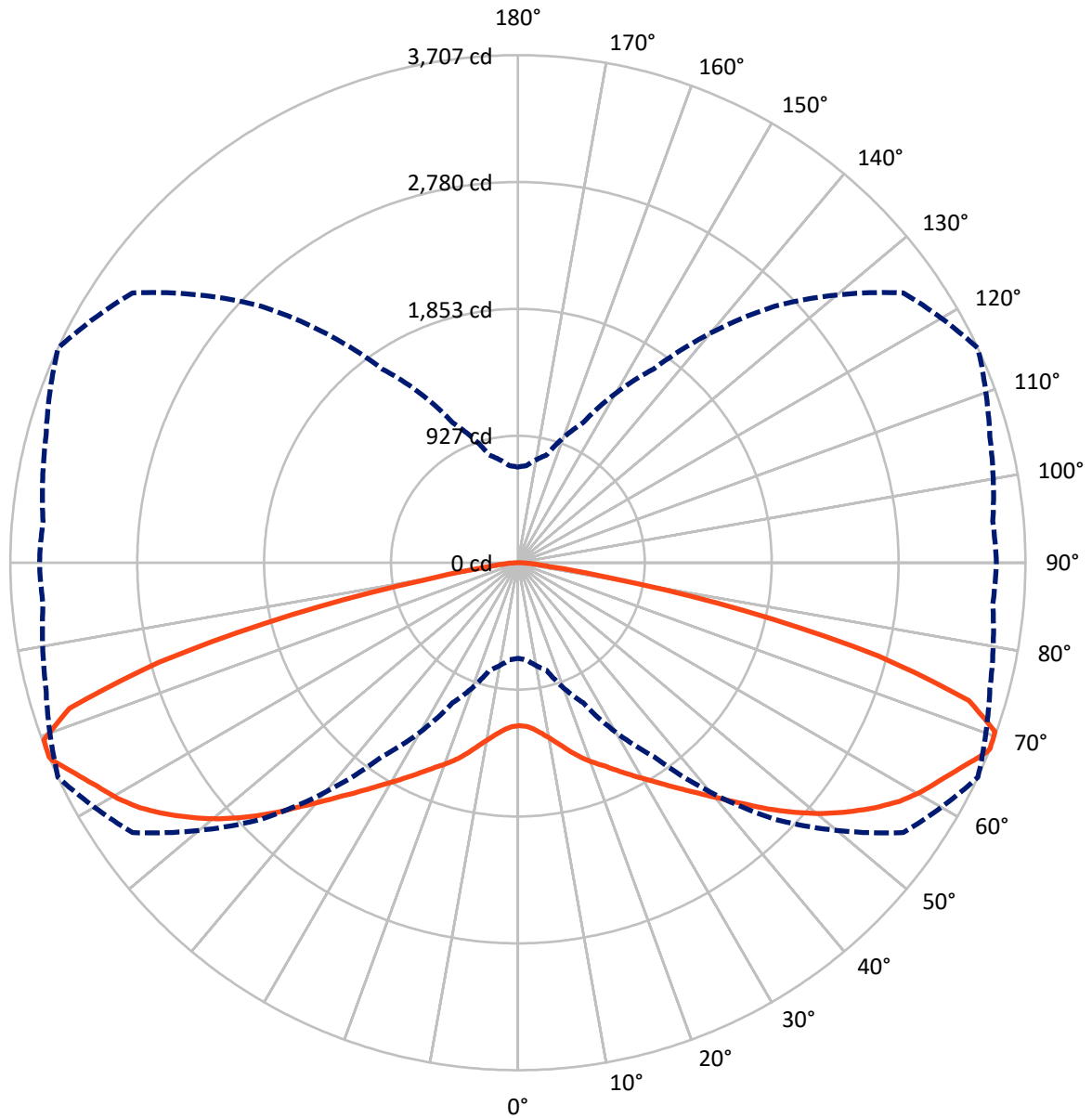
✕ Max cd
 - - - 1/2 Max cd



Based on 20 foot mounting height. Maximum calculated value = 3.4 fc
 Type III - Short - N/A

REPORT NUMBER: P386607
CATALOG NUMBER: GWC-SA2B-735-U-RW

Luminous Intensity Polar Plot



— Vertical Plane Through 65-Deg Lateral - - - Horizontal Cone Through 68-Deg Vertical

REPORT NUMBER: P386607

CATALOG NUMBER: GWC-SA2B-735-U-RW

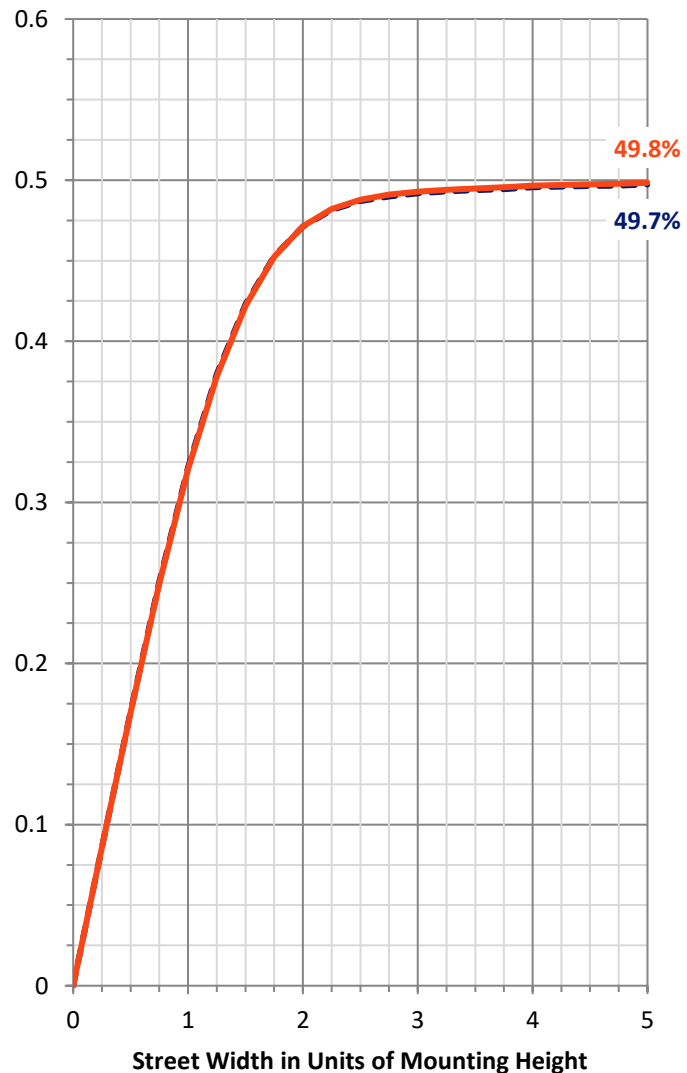
FLUX DISTRIBUTION:

		Downward	Upward	Total
House Side	Lumens	5725.6	0.0	5725.6
	% Fixture	50.0	0.0	50.0
Street Side	Lumens	5725.6	0.0	5725.6
	% Fixture	50.0	0.0	50.0
Total	Lumens	11451.2	0.0	11451.2
	% Fixture	100.0	0.0	100.0

Coefficient of Utilization

ZONAL LUMENS:

Zone	Lumens	% Fixture
0°-10°	116.6	1.0
10°-20°	390.3	3.4
20°-30°	761.1	6.6
30°-40°	1278.5	11.2
40°-50°	2014.5	17.6
50°-60°	2694.0	23.5
60°-70°	2618.9	22.9
70°-80°	1431.7	12.5
80°-90°	145.6	1.3
90°-100°	0.0	0.0
100°-110°	0.0	0.0
110°-120°	0.0	0.0
120°-130°	0.0	0.0
130°-140°	0.0	0.0
140°-150°	0.0	0.0
150°-160°	0.0	0.0
160°-170°	0.0	0.0
170°-180°	0.0	0.0
0°-90°	11451.2	100.0
0°-180°	11451.2	100.0



REPORT NUMBER: P386607

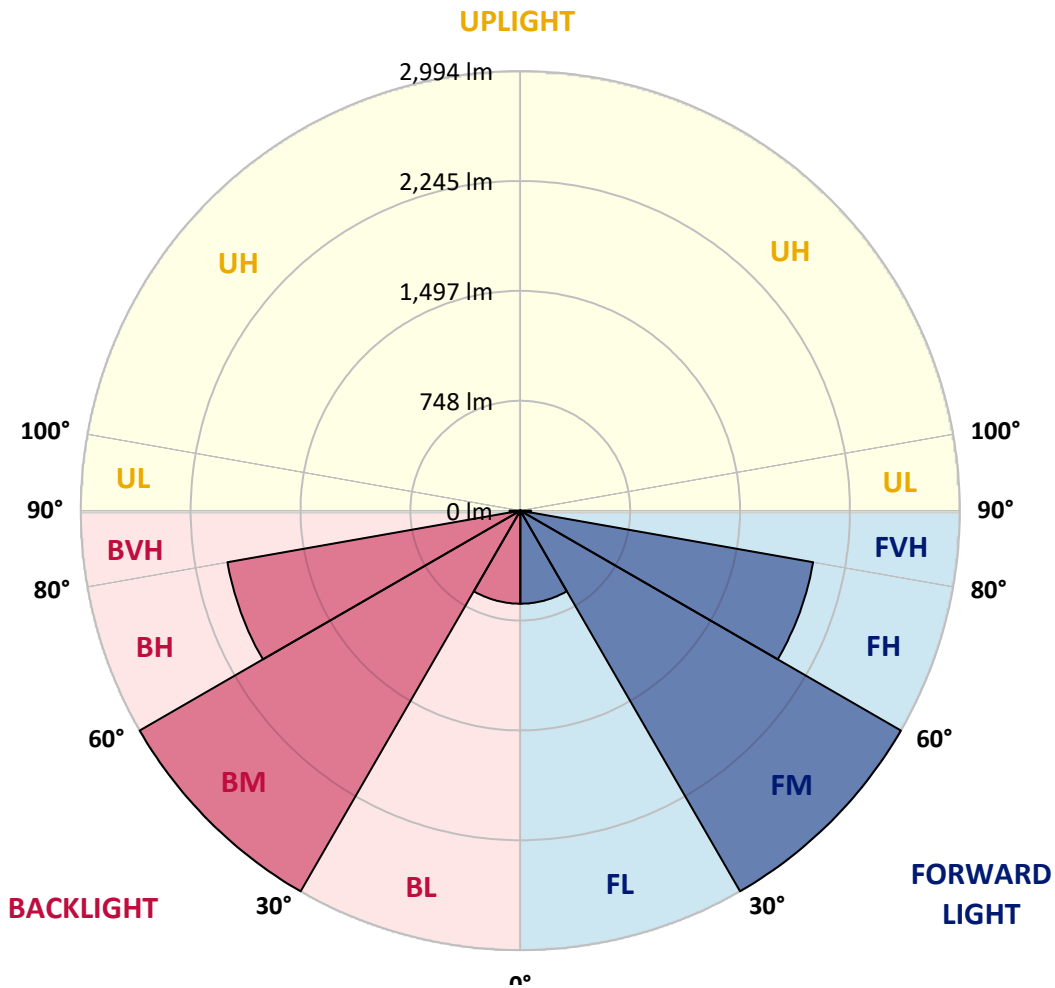
CATALOG NUMBER: GWC-SA2B-735-U-RW

LUMINAIRE CLASSIFICATION SYSTEM LUMEN TABLE AND BUG RATING:

Zone	Lumens	% Fixture	Zone Rating/Lumen Limit		
			B	U	G
FL (0°-30°)	634.0	5.5			
FM (30°-60°)	2993.5	26.1			
FH (60°-80°)	2025.3	17.7			G2/5000
FVH (80°-90°)	72.8	0.6			G1/100
BL (0°-30°)	634.0	5.5	B2/1000		
BM (30°-60°)	2993.5	26.1	B3/5000		
BH (60°-80°)	2025.3	17.7	B3/2500		G3/2500
BVH (80°-90°)	72.8	0.6			G1/100
UL (90°-100°)	0.0	0.0		U0/0	
UH (100°-180°)	0.0	0.0		U0/0	

BUG Rating: B3-U0-G3

Type III Short





REPORT NUMBER: P386607

CATALOG NUMBER: GWC-SA2B-735-U-RW

CANDELA DISTRIBUTION (FULL):

	0°	5°	15°	25°	35°	45°	55°	65°	75°	85°	90°
0°	1190.7	1190.7	1190.7	1190.7	1190.7	1190.7	1190.7	1190.7	1190.7	1190.7	1190.7
2.5°	1182.2	1182.6	1184.5	1186.8	1188.7	1193.7	1194.9	1196.8	1197.5	1199.5	1199.5
5°	1171.8	1172.6	1177.2	1183.4	1190.3	1202.5	1211.3	1221.4	1226.4	1231.7	1231.4
7.5°	1170.7	1172.6	1179.1	1189.1	1200.6	1221.0	1239.4	1259.4	1272.8	1285.1	1284.3
10°	1182.6	1185.7	1194.9	1209.8	1227.1	1252.5	1279.7	1306.6	1330.0	1348.9	1349.6
12.5°	1200.6	1204.5	1219.1	1241.7	1267.8	1300.5	1332.7	1363.1	1395.3	1423.4	1425.6
15°	1224.4	1229.5	1251.4	1285.1	1325.0	1363.8	1398.4	1429.5	1466.8	1505.5	1509.3
17.5°	1259.7	1266.7	1295.5	1341.2	1393.8	1436.4	1472.5	1495.9	1527.0	1566.9	1574.2
20°	1313.6	1322.4	1358.8	1413.3	1477.5	1522.0	1549.6	1554.6	1570.0	1605.7	1614.2
22.5°	1383.4	1391.1	1431.8	1496.6	1568.5	1616.9	1631.4	1611.4	1609.9	1638.8	1646.8
25°	1461.3	1468.3	1515.5	1588.4	1665.6	1719.0	1718.6	1679.8	1653.0	1675.2	1683.7
27.5°	1548.9	1559.7	1605.0	1681.7	1764.3	1816.9	1813.8	1753.9	1702.8	1708.7	1715.9
30°	1649.5	1661.4	1705.6	1783.5	1866.0	1917.5	1913.6	1834.5	1757.8	1742.4	1747.7
32.5°	1774.2	1788.5	1830.3	1907.2	1980.1	2026.6	2015.4	1922.1	1823.8	1790.4	1795.4
35°	1924.4	1932.8	1977.0	2052.7	2111.8	2143.6	2120.2	2023.5	1907.5	1867.2	1867.2
37.5°	2076.4	2083.0	2132.5	2205.9	2263.1	2279.9	2234.3	2134.4	2017.0	1959.8	1960.9
40°	2222.3	2240.0	2295.7	2370.9	2427.4	2432.0	2371.3	2261.1	2138.6	2079.5	2086.4
42.5°	2374.8	2392.1	2458.5	2543.7	2593.7	2601.3	2530.3	2403.2	2276.2	2228.1	2235.8
45°	2510.7	2524.5	2601.3	2700.4	2762.6	2782.6	2698.5	2566.0	2424.7	2377.9	2379.8
47.5°	2605.5	2623.6	2708.1	2824.8	2915.4	2946.1	2863.6	2724.6	2571.0	2514.2	2519.2
50°	2691.6	2701.1	2786.8	2914.3	3029.5	3092.8	3022.1	2881.2	2718.8	2658.5	2663.9
52.5°	2739.6	2751.9	2834.8	2967.6	3103.9	3206.1	3163.0	3022.1	2861.7	2802.9	2809.4
55°	2706.1	2715.3	2814.8	2979.5	3150.0	3275.9	3282.4	3160.0	3001.8	2950.4	2968.8
57.5°	2554.1	2565.6	2686.9	2902.7	3155.8	3323.2	3372.3	3287.9	3132.7	3090.9	3101.6
60°	2316.5	2323.7	2453.1	2695.8	3043.6	3342.7	3429.5	3392.2	3260.9	3219.1	3233.7
62.5°	1892.9	1903.7	2058.4	2383.6	2806.7	3284.8	3484.8	3478.7	3380.4	3342.0	3355.0
65°	1293.9	1312.7	1484.0	1895.2	2441.6	3107.4	3535.1	3579.3	3486.0	3437.6	3454.9
67.5°	781.4	795.2	919.2	1251.4	1868.4	2749.5	3483.3	3693.7	3560.5	3482.5	3496.7
68°	698.4	711.1	814.7	1129.2	1728.2	2648.5	3436.0	3706.8	3568.5	3481.8	3494.5
70°	422.0	430.4	499.9	698.1	1152.3	2101.0	3113.9	3696.0	3620.0	3492.5	3499.8
72.5°	275.0	277.6	289.1	358.2	588.6	1174.9	2337.1	3444.1	3697.2	3555.0	3553.9
75°	228.5	227.0	228.1	236.2	290.3	515.3	1365.8	2720.8	3524.3	3456.4	3432.2
77.5°	193.1	192.0	191.6	192.0	194.3	248.8	592.9	1694.8	2696.9	3057.4	3079.0
80°	156.3	154.7	159.7	157.4	150.5	154.7	248.4	704.9	1271.3	1367.7	1281.6
82.5°	113.7	107.9	129.4	123.2	117.5	109.1	137.1	227.7	303.3	208.1	146.3
85°	87.6	81.4	98.3	94.4	80.6	55.7	81.4	111.3	122.9	70.3	55.3
87.5°	35.7	37.7	71.0	56.1	47.3	26.9	33.4	44.5	59.9	30.0	23.0
90°	0.0	0.0	0.0	0.0	0.0	0.0	0.0	0.0	0.0	0.0	0.0

Signify Classified - Internal
Cooper Lighting Solutions Photometric Lab
1121 Highway 74 South
Peachtree City, GA 30269

Scaled Data Report



Report Generated By 670245982

Signify Classified - Internal
Cooper Lighting Solutions Photometric Lab
1121 Highway 74 South
Peachtree City, GA 30269

Scaled Data Report



Signify Classified - Internal
Cooper Lighting Solutions Photometric Lab
1121 Highway 74 South
Peachtree City, GA 30269

Scaled Data Report



Signify Classified - Internal
Cooper Lighting Solutions Photometric Lab
1121 Highway 74 South
Peachtree City, GA 30269

Scaled Data Report





--- HS — SS

Signify Classified - Internal
Cooper Lighting Solutions Photometric Lab
1121 Highway 74 South
Peachtree City, GA 30269

Scaled Data Report



u

Signify Classified - Internal
Cooper Lighting Solutions Photometric Lab
1121 Highway 74 South
Peachtree City, GA 30269

Scaled Data Report



(END OF REPORT)